



**Review for AOP-20  
September 19, 2019**

# Complete to Compete Regional Meetings

Scioto  
County

Toledo

Richland  
County

Ashtabula  
County

Butler  
County

Lorain  
County

AOP-20

Northwest  
Ohio

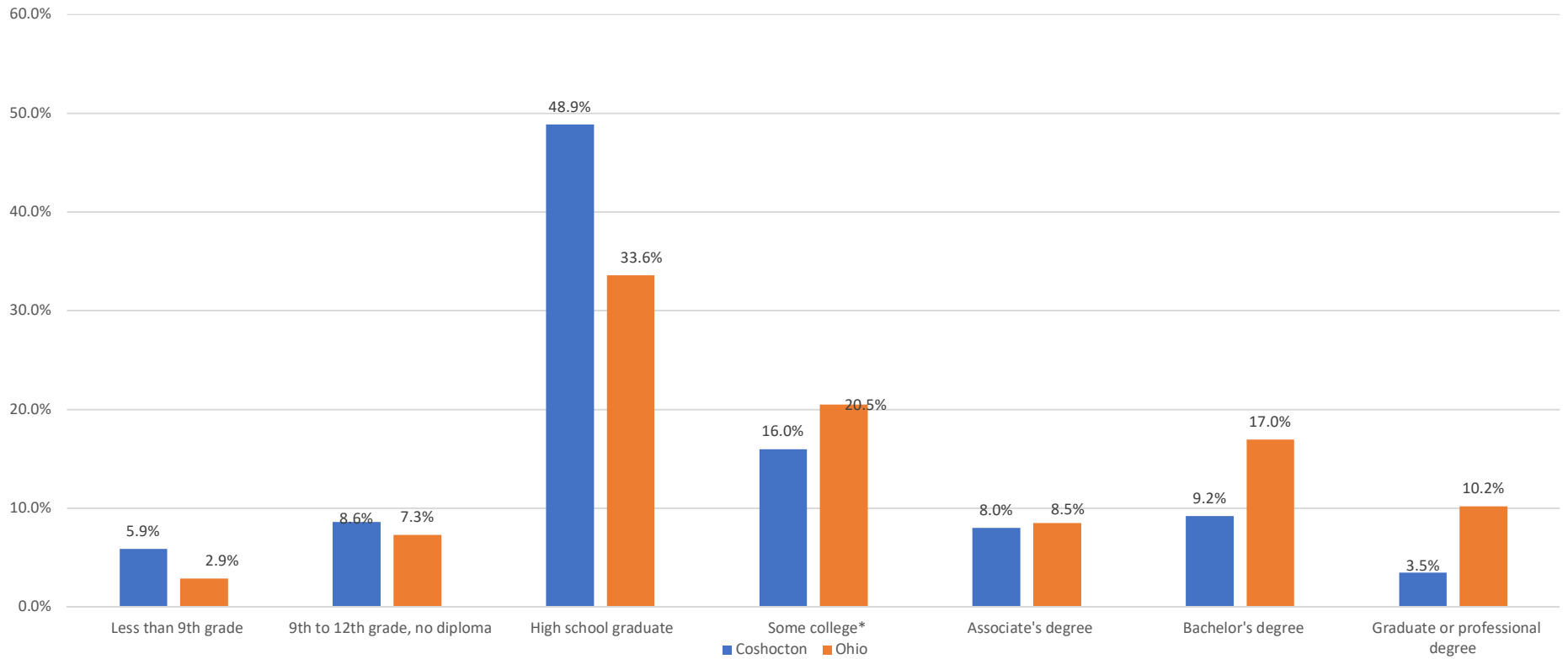
# Education data in the region

Complete to Compete Ohio

@OhioComplete

# High % with HS Only; On Par with Associates

Highest Level of Education Completed, 25 Years and Older



# Completion and Degrees: Beats Average

Local Public Higher Education Opportunities	Success Rate*	Graduation Rate
Central Ohio Technical College, Fall 2014 Cohort (N = 245)	44% (3 Years)	16% (3 Years)
Hocking Technical College, Fall 2014 Cohort (N = 643)	42% (3 Years)	23% (3 Years)
Ohio University - Zanesville, Fall 2014 Cohort (N = 208)	54% (3 Years)	5% (3 Years)
Washington State Community College, Fall 2014 Cohort (N = 152)	34% (3 Years)	18% (3 Years)
Zane State College, Fall 2014 Cohort (N = 332)	59% (3 Years)	39% (3 Years)

Source: Ohio Department of Higher Education

\*Success rate refers to students who earned a degree or who remained enrolled in public higher education.

# Completion and Certificates: Productive

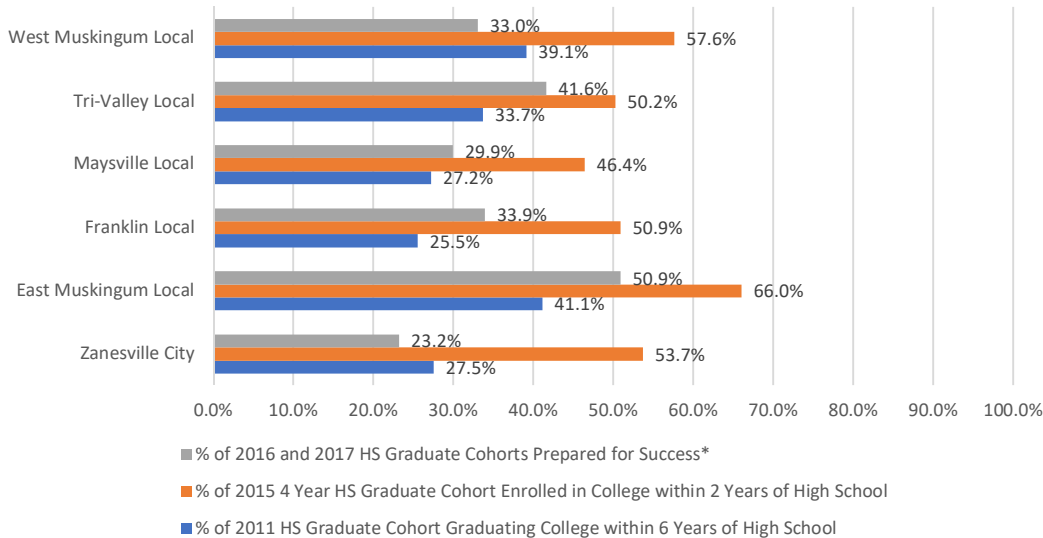
Local Public Higher Education Opportunities	Technical Certifications Completed
Mid-East Career and Technology Centers, 2017	523
Washington County Career Center, 2017	257
Central Ohio Technical College, 2017	36
Hocking Technical College, 2017	270
Ohio University (All Campuses), 2017	3,162
Washington State Community College, 2017	176
Zane State College, 2017	142

Source: Ohio Department of Higher Education

\*Success rate refers to students who earned a degree or who remained enrolled in public higher education.

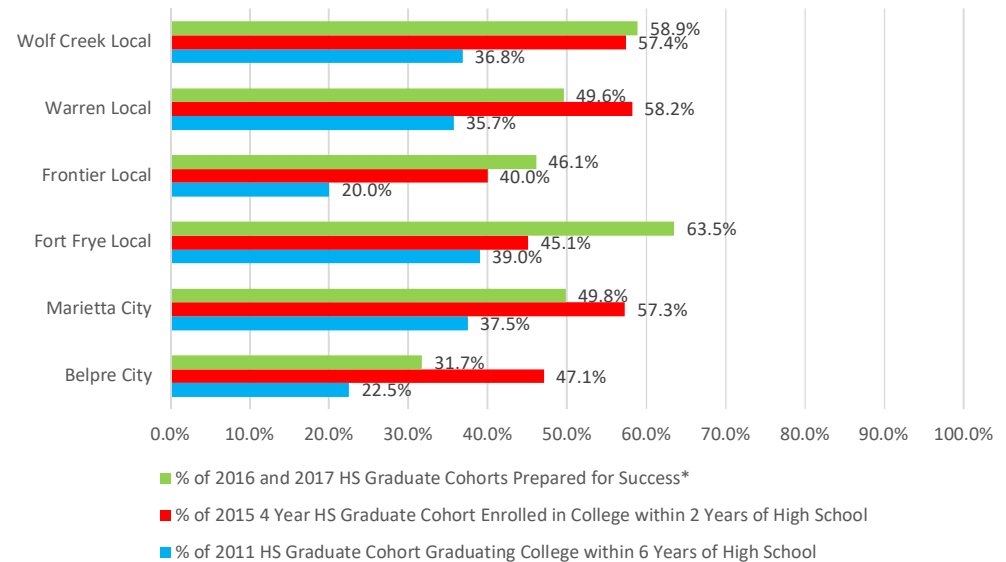
# HS Pipeline: Pockets Prepared for Success

Higher Education Preparation, Enrollment, and Completion Rates by School District



## Muskingum County

Higher Education Preparation, Enrollment, and Completion Rates by School District



## Washington County

# Adults Who Need More Education

	Adults, 25 years and older who have no more than a high school diploma	Adults, 25 years and older who have some college*
State of Ohio	3,438,897 (43%)	1,612,818 (21%)
Coshocton County	15,977 (63%)	4,035 (16%)
Guernsey County	15,978 (58%)	4,950 (18%)
Hocking County	11,056 (55%)	4,019 (20%)
Monroe County	6,564 (64%)	1,625 (16%)
Morgan County	6,090 (58%)	1,838 (18%)
Muskingum County	31,661 (54%)	11,665 (20%)
Noble County	7,160 (65%)	1,792 (16%)
Perry County	14,775 (61%)	4,350 (18%)
Washington County	21,660 (50%)	8,534 (20%)



# Discussion from June AOP-20 Forum

## Assets

- Post-secondary institutions
- Partnerships
- College readiness programs
- College credit/advance standing programs

## Gaps

- Internet/broadband
- Transportation
- Childcare
- Communication and messaging to stakeholders

## Policy Opportunities

- Early learning
- Increased and equitable funding of institutions
- College affordability and student debt

# Commonalities Statewide

## Assets

- Local post-secondary institutions
- Local collaboration is good, but room for improvement
- Some creative programs to help working learners, adults
- Healthcare and manufacturing dominate economies

## Gaps

- Need to educate students, parents, and incumbent workers on career opportunities (some emphasis in manufacturing in other forums)
- Students need transportation, childcare, flexible schedule, and other resources to support them in completing education

## Policy

- Dual enrollment is good option
- Need to address student debt

# Comments from Similar Communities

## Rural, Small Towns

- Broadband Access
- Brain Drain

## Existing Collaborations



- Unified, effective communication
- Broader coalitions



**Calista H. Smith, Consultant**  
[chs@scalestrategicsolutions.com](mailto:chs@scalestrategicsolutions.com)  
513-252-8129



### **Connect with us!**

-  Complete to Compete Ohio
-  @OhioComplete

<https://completetocompeteohio.org/>