



*“Fostering a Shared Vision”*

Regional Post-Secondary Education Completion Forum

Zane State College, June 25, 2019 from 9:00-12:00 noon

Welcome..... Dr. Chad Brown, President, Zane State College  
 Complete to Compete OHIO Goals.....Vincent Coleman, Philanthropy Ohio, Public Policy  
 Highlighting local data..... Calista Smith, Consultant, Complete to Compete Ohio  
 Ohio Connections.....Dr. Barbara Hansen, AOP-20 and Muskingum University

**Break (10:00 a.m.)**

Time	Location	Session
<b>Breakout Session</b>  10:10 a.m.- 10:40 a.m.  Choose one session	Kessler Lecture Hall	<b>Session Topic: EPIC Learning Community, Zane State College</b> Presenter: Heather Shepherd, Assistant Dean to Provost and Molly Dunn, Director of Outreach and Recruitment, Marketing and Communications  The EPIC Learning Community is a partnership with Meadowbrook High School and focuses on developing college readiness and career exploration. The presenters will also discuss the 12th Grade Redesign expansion in Shenandoah, Morgan and Crooksville high schools.
	Room A223	<b>Session Topic:</b> <b>Ohio Means Jobs-Connecting students to their future</b> Presenters: Justy Cordray, OMJ Job Developer and Employment Services Specialist and Julie Metzger, OMJ Executive Director  This session will explore how OMJ is collaborating with schools and employers to prepare students for job readiness. They will also provide an overview of the CCMP (Comprehensive Case Management Employment Program).
	Room A222	<b>Session Topic: Student Readiness Collaborative, Ohio Valley ESC</b> Presenter: Andy Brooks, OVESC Superintendent  The SRC focuses on development of 21st century skills for college and career readiness. Students participate in a variety of activities that are the foundation of the 21st century skills of collaboration, communication, critical thinking and creativity. This is a collaboration of schools and higher education.

	Room A210	<p><b>Session Topic: 3 To Get Ready</b>  Presenter: Carlos Bing, Ohio Department of Higher Education, Gear Up Director</p> <p>This campaign is coordinated by the Ohio Department of Higher Education and is designed to help high school students prepare for college by focusing on applying for financial aid, submitting college applications, and selecting where they'll pursue their college education.</p>
--	-----------	--

10:40 a.m.-10:45 a.m. Break and return to Robert Kessler Lecture Hall

10:45 a.m.-11:25 a.m. **Session Topic: Shenandoah High School Cultural Exchange Program**  
*Creating Empathy, Tolerance, and Hope*  
Presenters: Justin Denius, Shenandoah High School Principal  
Beth Warner, Shenandoah High School Pathways Coach  
Kenzie Carpenter, Student

11:25 a.m.-12:00 noon Partnering for Success-Moving the Needle  
Calista Smith, Complete to Compete Ohio

*Thank you for coming!*

**AOP-20 Council Meeting Dates for 2019-2020**

September 19, 2019

November 21, 2019

February 20, 2020

April 23, 2020

All council meetings held at Zane State College,  
Cambridge.



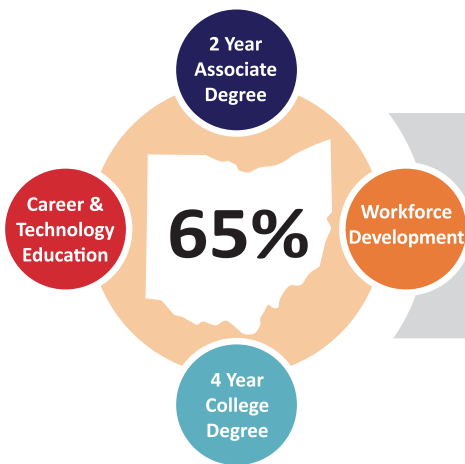
## Appalachian Ohio P-20 Region Profile

**Ohio's Current Status:** 44.6% of Ohioans, age 25-64, have a degree or certificate (2017)<sup>§</sup>

**US Current Status:** 47.6% of Americans, age 65, have a degree or certificate (2017)<sup>§§</sup>

**Southeast Ohio's Current Status:** 33.6% of Southeast Ohioans, age 25-64, have a degree or certificate (2012-2016)<sup>i</sup>

**Every Ohio community must work to close the gaps in education completion not only to meet our goal but also to have a strong workforce and be competitive nationally.**



### GOAL

By 2025, 65 percent of Ohioans ages 25-64 will have a degree, certificate or other postsecondary credential of value in the workforce.



According to the National Center for Higher Education Management System's 2018 report on Ohio Statewide and Regional Educational Attainment, gaps in educational attainment based on race/ethnicity and on gender exist throughout the state. The report showed in Southeast Ohio, White, non-Hispanics do not have higher educational attainment levels compared to underrepresented minorities but that women have higher educational attainment levels than men.

### Attainment Gaps of Underrepresented Minorities Compared to White non-Hispanics

Region	Equity Gap in Percentage Points		Number of Credentials to Close Equity Gap	
	At Least Some College	At Least Bachelor's Degree	At Least Some College	At Least Bachelor's Degree
Northwest Ohio	6.8	10.0	7,120	10,389
Northeast Ohio	7.1	13.8	32,451	62,652
West Ohio	*	5.3	—	5,353
Southwest Ohio	9.8	15.0	17,544	26,787
Central Ohio	8.6	14.5	19,180	32,175
Southeast Ohio	-5.4	*	-1,608	—

*iOhio Statewide and Regional Educational Attainment, National Center for Higher Education Management, 2018.*

*\* Differences are not statistically significant. Source: U.S. Census Bureau, 2012-16 American Community Survey Five-Year Estimates, Tables B15002B, B15002C, B15002H, B15002I.*

Educational Attainment Gaps of Women Compared to Men

Region	At Least Some College	At Least Associate Degree	At Least Bachelor’s Degree
Northwest Ohio	9.2	8.8	4.2
Northeast Ohio	6.9	6.3	2.8
West Ohio	6.8	5.7	1.9
Southwest Ohio	6.1	5.0	1.5
Central Ohio	5.2	5.3	2.9
Southeast Ohio	10.9	10.4	4.6

Source: U.S. Census Bureau, 2012-16 American Community Survey Five-Year Estimates, Table B15001.

Brief County Education Profiles Index

Several local public higher education opportunities are available in the AOP-20 region.

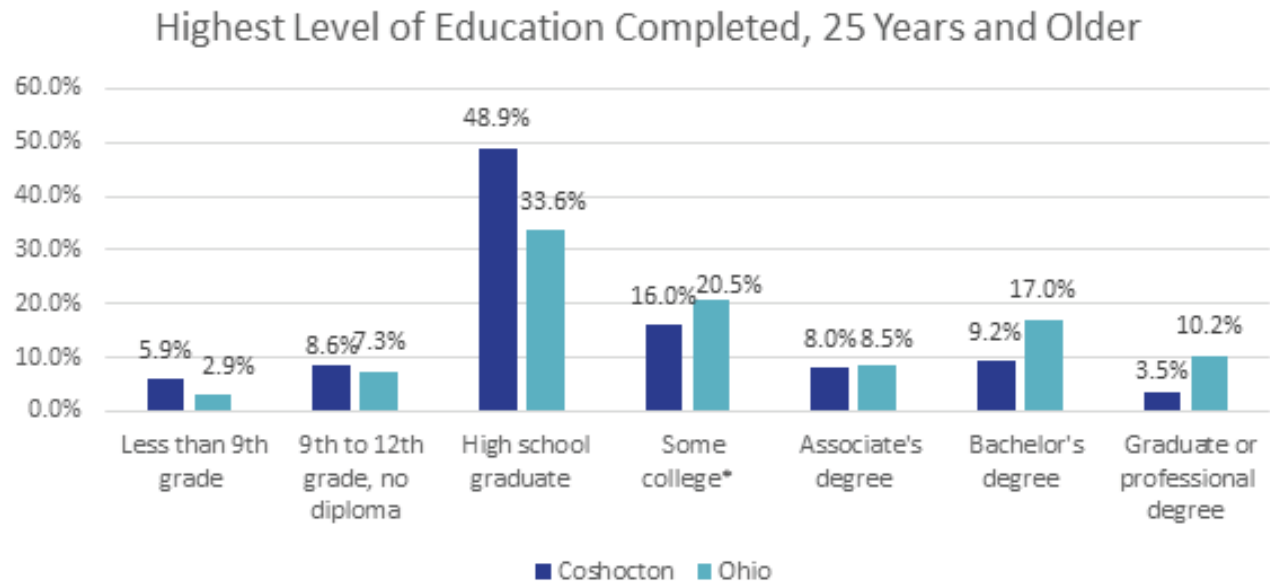
County	Page Number
Coshocton .....	3
Guernsey .....	4
Hocking .....	5
Monroe .....	6
Morgan .....	7
Muskingum .....	8
Noble .....	9
Perry.....	10
Washington.....	11

Notes: \*In each of the profiles, ‘some college’ category includes individuals with certificates and industry credentials as well as those who have no credential.

\*High school graduates are considered prepared for success if they are awarded an Honors Diploma, earn a substantial industry-recognized credential in a high demand career field, or achieve an ACT or SAT remediation-free score (i.e. they demonstrate skill to do well in a college level course without developmental supports).

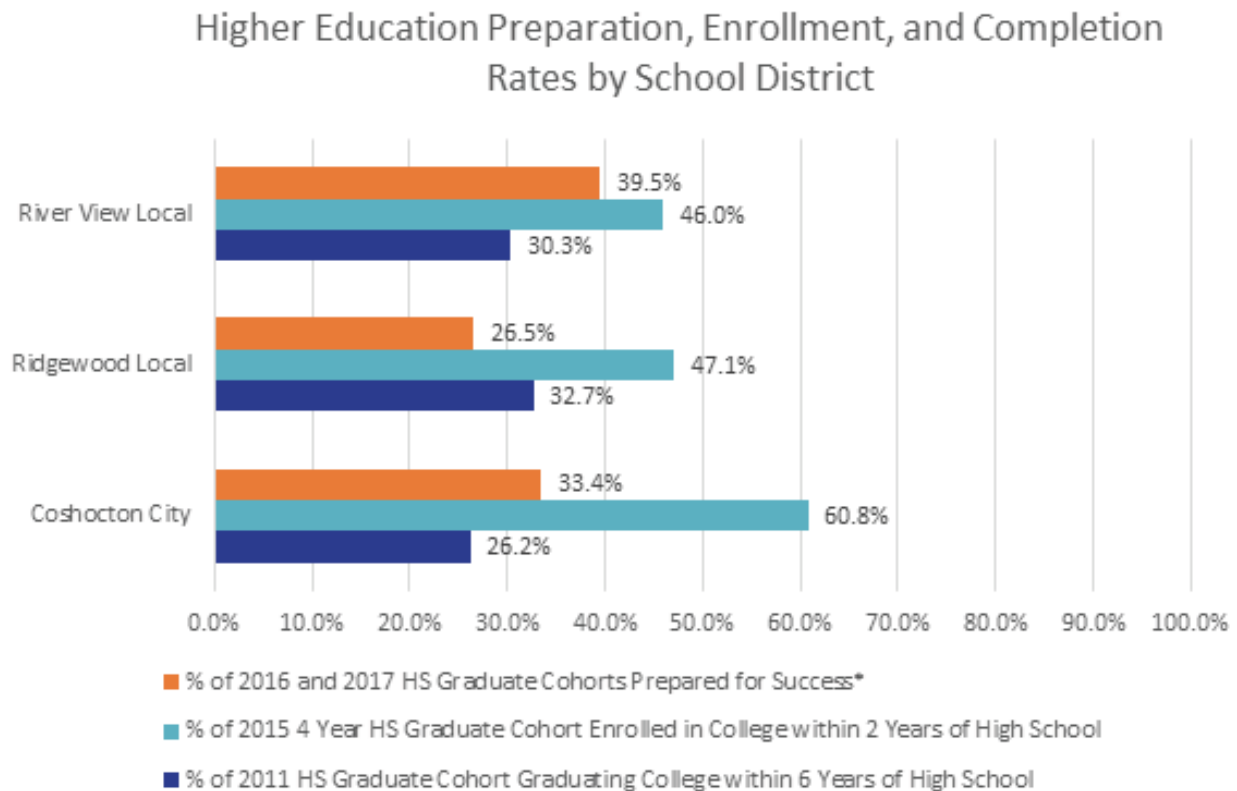
## Coshocton County: *Where does our community stand?*

More education beyond high school is needed for a strong economy and individual prosperity



Source: 2017 US Census Bureau American Community Survey, 5-year estimate

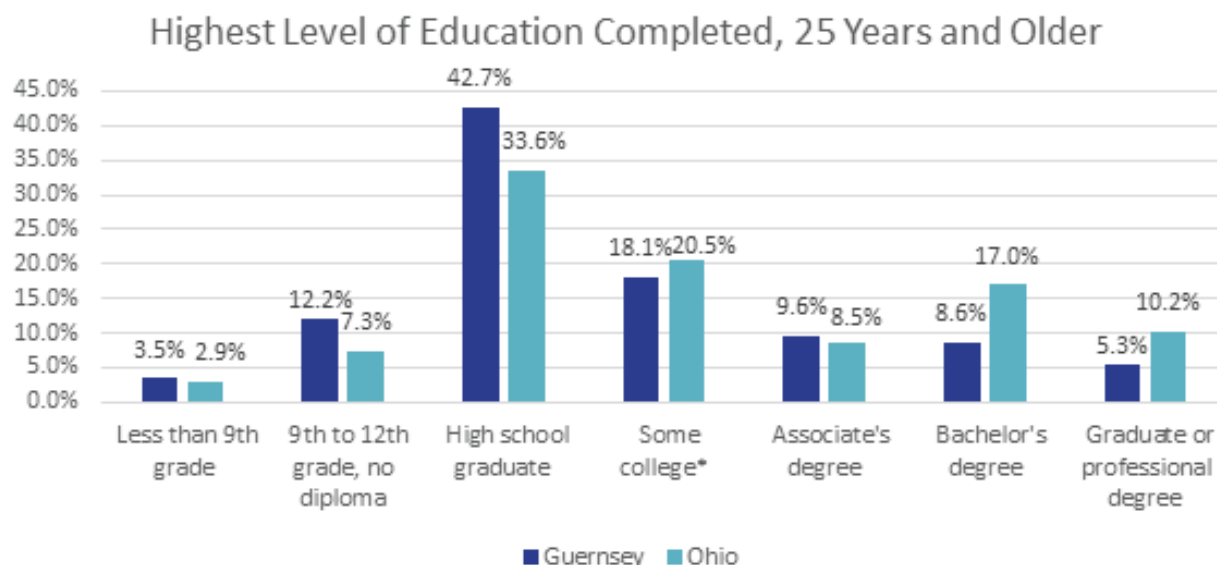
## Let's make sure our recent high school graduates succeed



Source: 2017-2018 Ohio Department of Education School Report Cards, <https://reportcard.education.ohio.gov/>

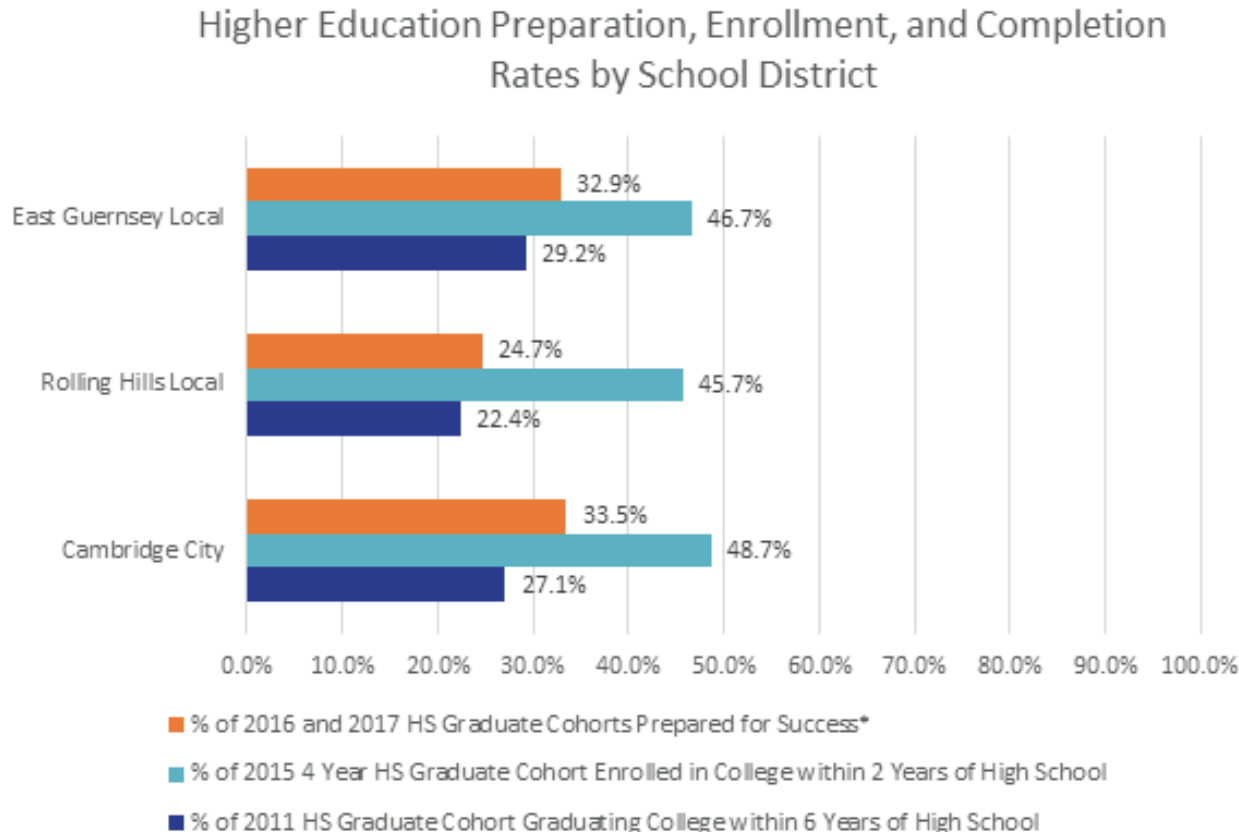
## Guernsey County: *Where does our community stand?*

More education beyond high school is needed for a strong economy and individual prosperity



Source: 2017 US Census Bureau American Community Survey, 5-year estimate

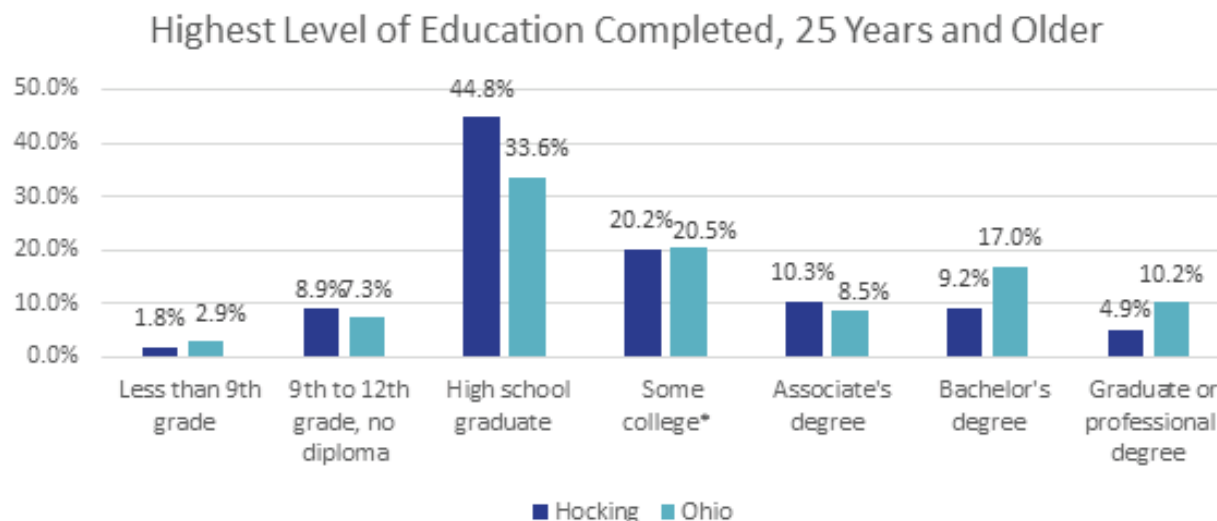
## Let's make sure our recent high school graduates succeed



Source: 2017-2018 Ohio Department of Education School Report Cards, <https://reportcard.education.ohio.gov/>

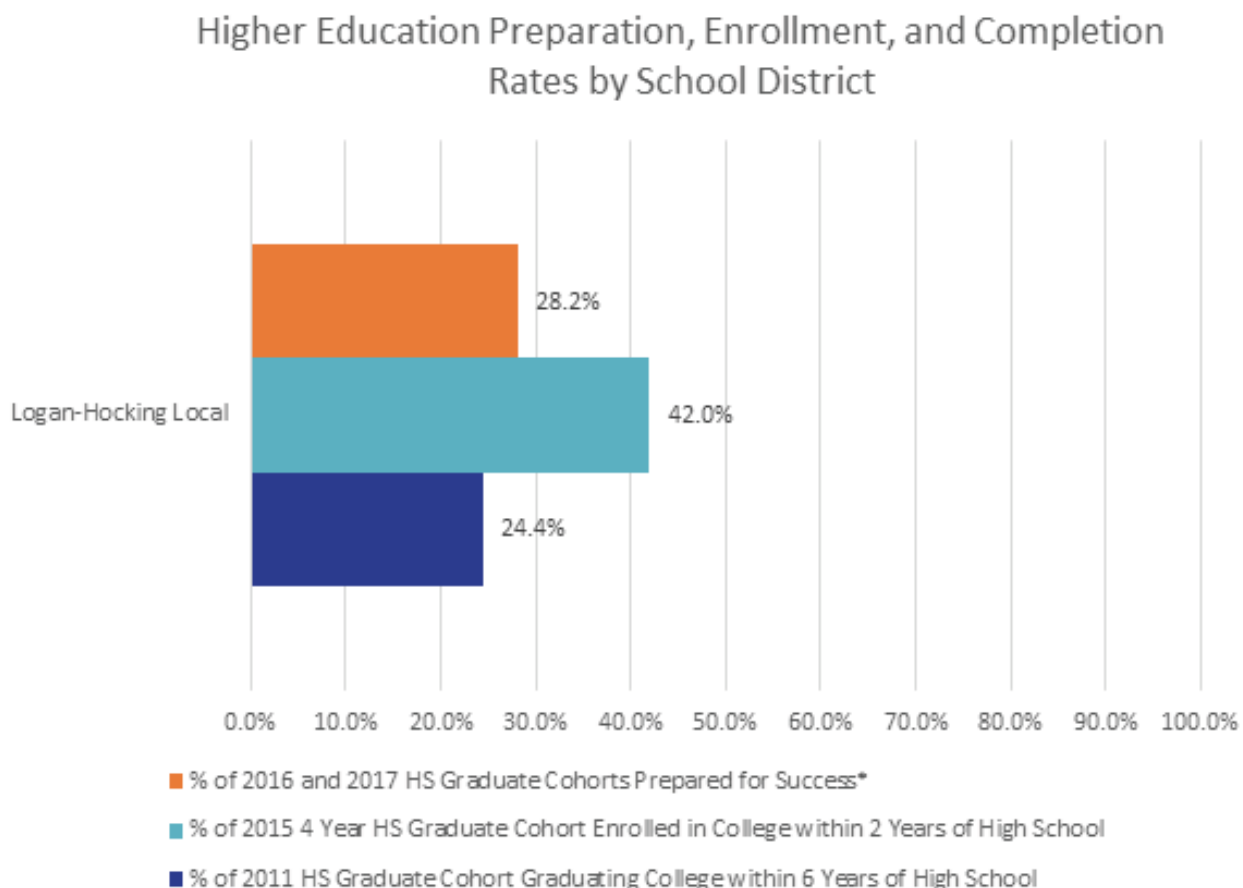
## Hocking County: *Where does our community stand?*

More education beyond high school is needed for a strong economy and individual prosperity



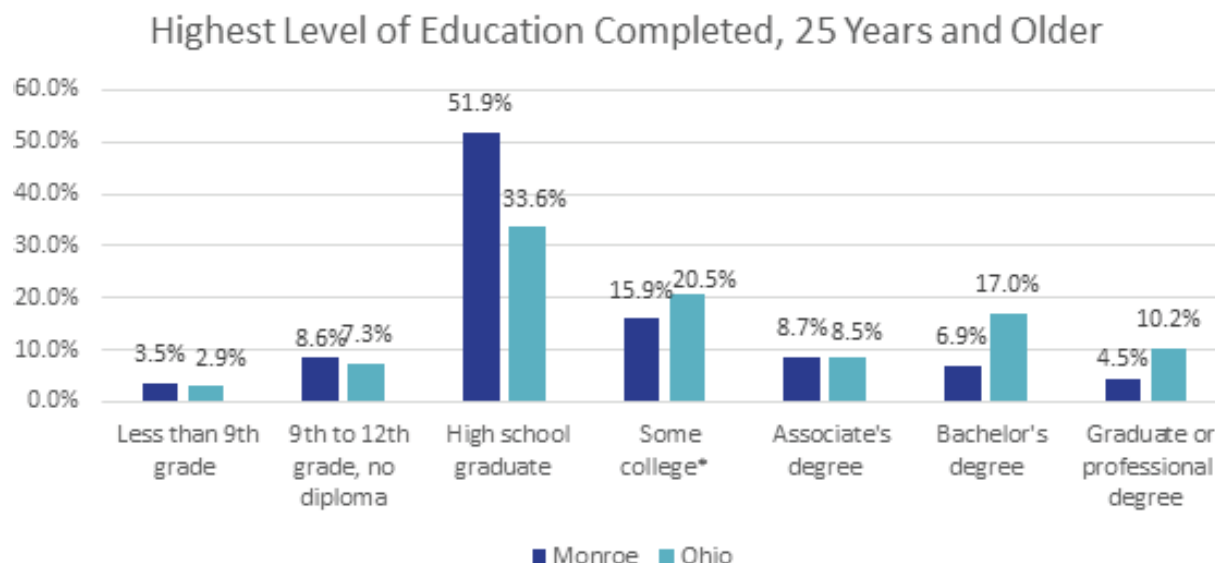
Source: 2017 US Census Bureau American Community Survey, 5-year estimate

## Let's make sure our recent high school graduates succeed



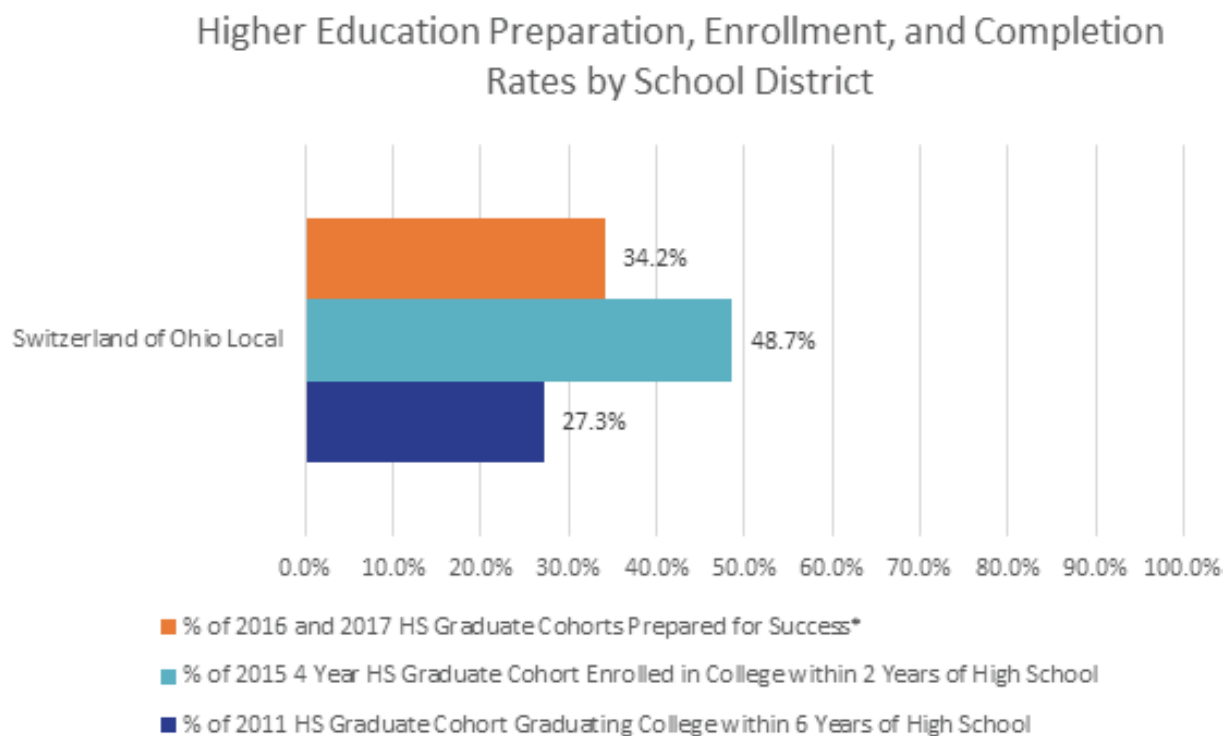
## Monroe County: *Where does our community stand?*

More education beyond high school is needed for a strong economy and individual prosperity



Source: 2017 US Census Bureau American Community Survey, 5-year estimate \*The 'some college' category includes individuals with certificates and industry credentials as well as those who have no credential.

## Let's make sure our recent high school graduates succeed

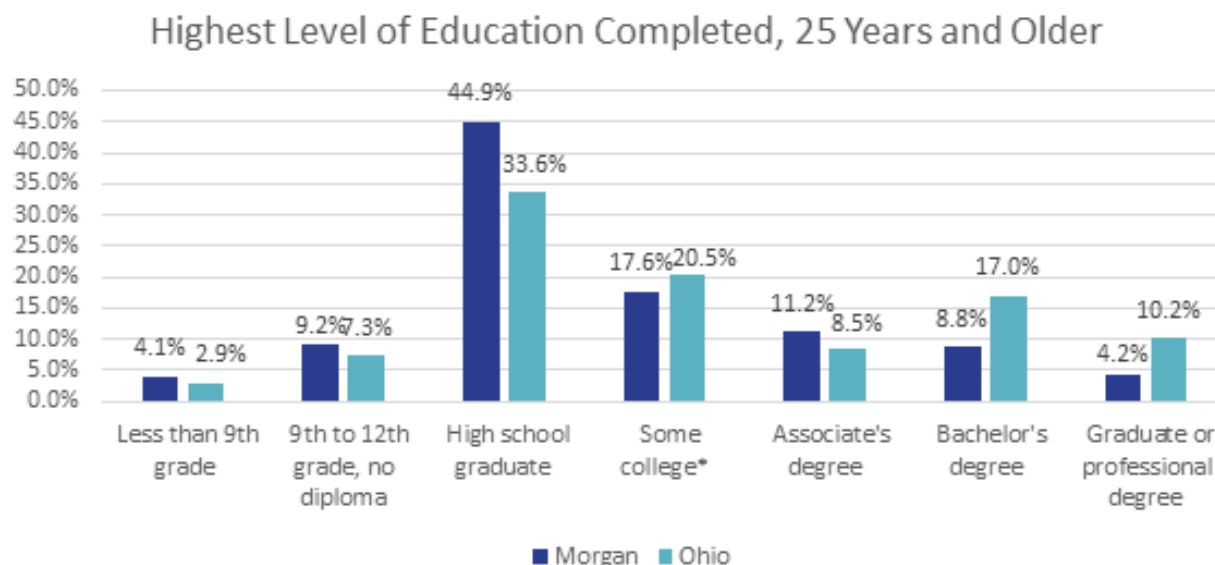


Source: 2017-2018 Ohio Department of Education School Report Cards, <https://reportcard.education.ohio.gov/>



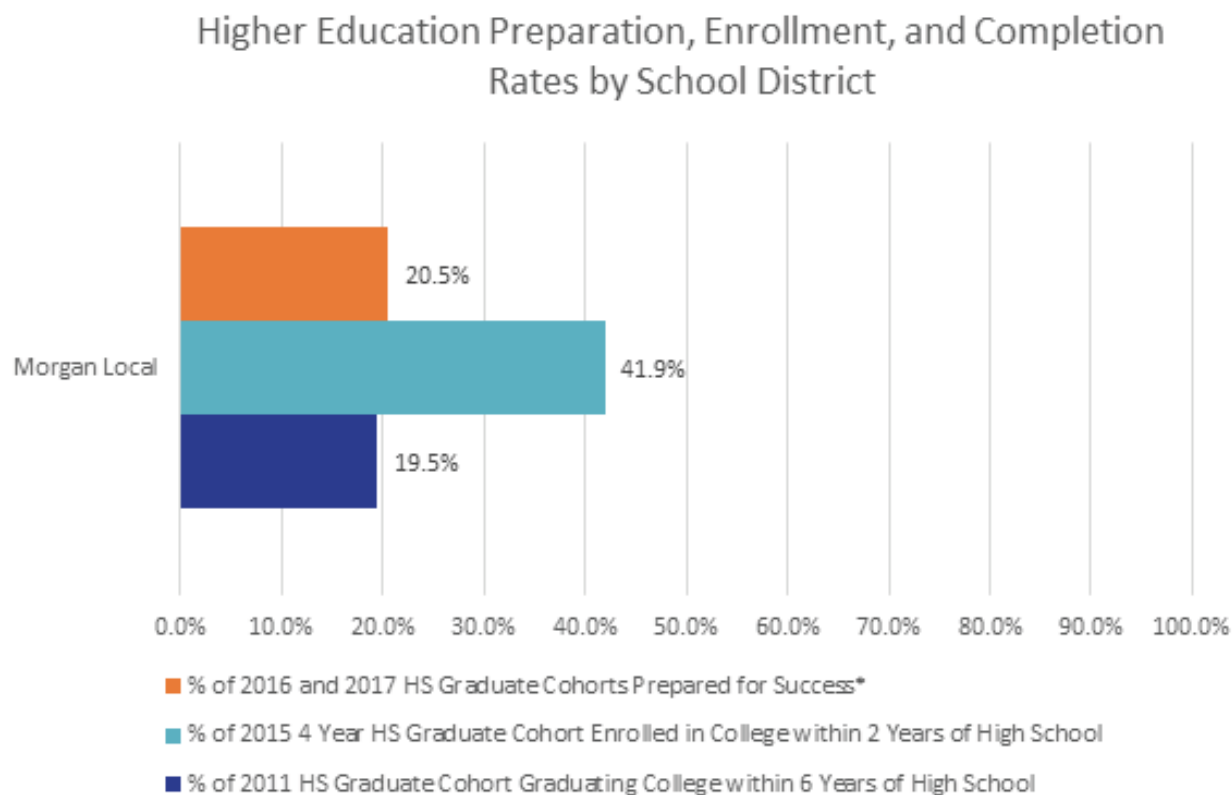
## Morgan County: *Where does our community stand?*

More education beyond high school is needed for a strong economy and individual prosperity



Source: 2017 US Census Bureau American Community Survey, 5-year estimate

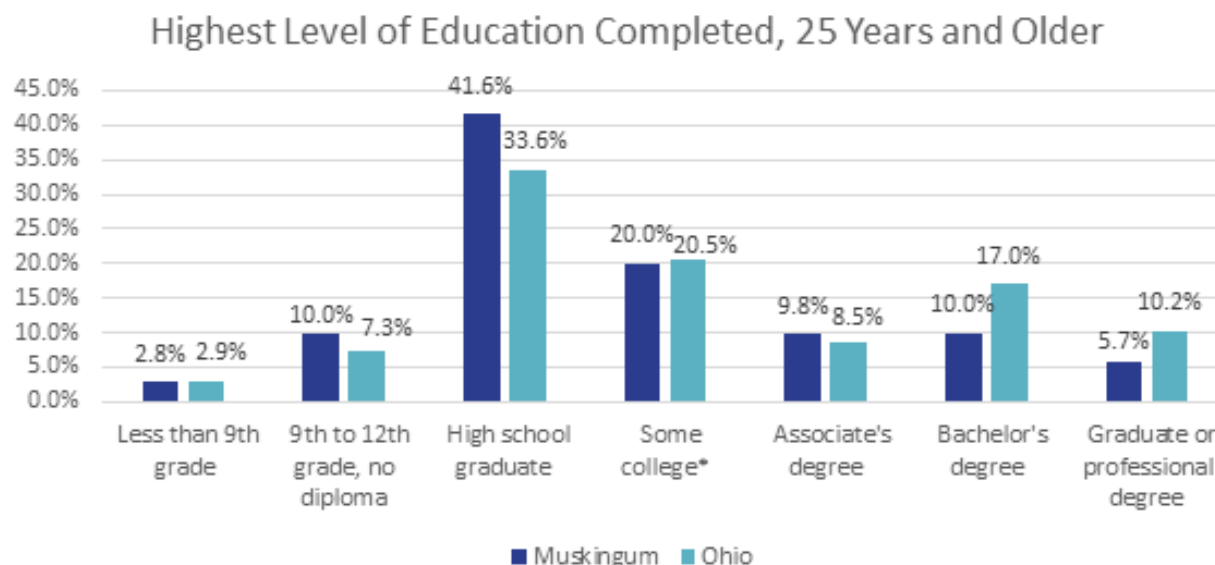
## Let's make sure our recent high school graduates succeed



Source: 2017-2018 Ohio Department of Education School Report Cards, <https://reportcard.education.ohio.gov/>

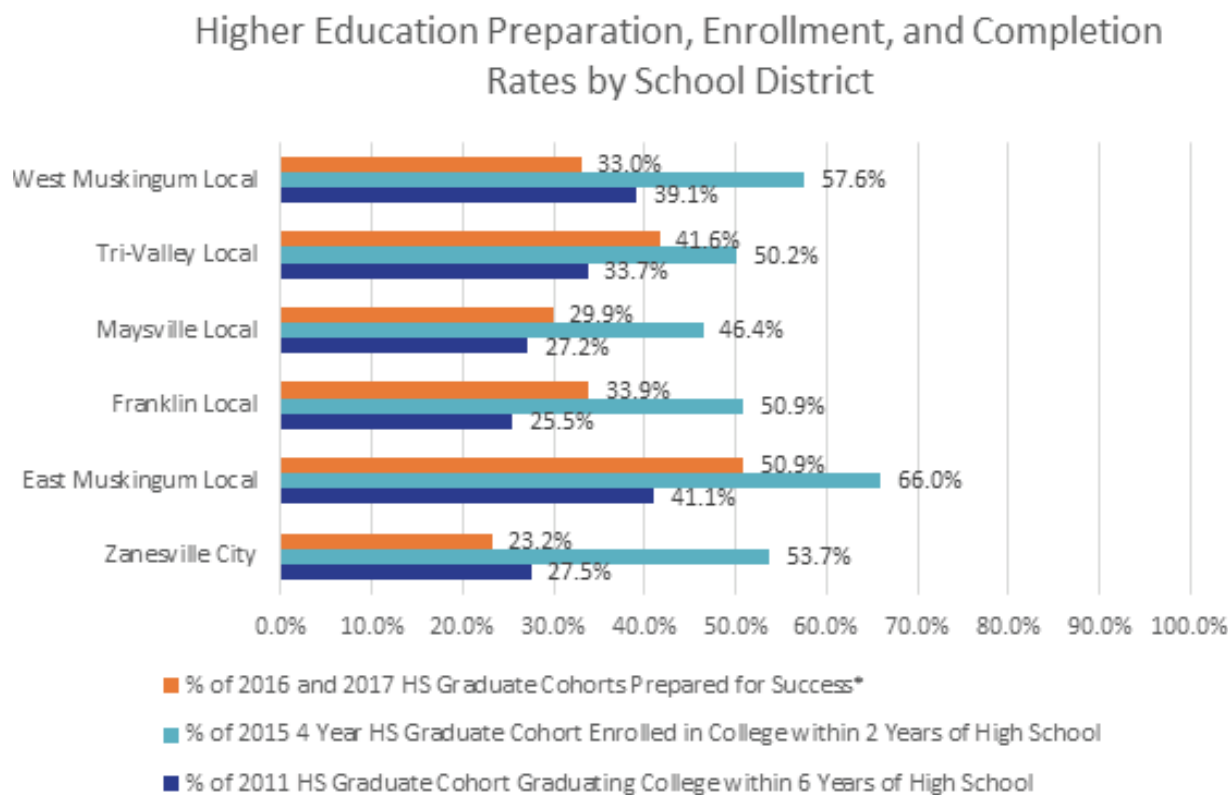
## Muskingum County: *Where does our community stand?*

More education beyond high school is needed for a strong economy and individual prosperity



Source: 2017 US Census Bureau American Community Survey, 5-year estimate

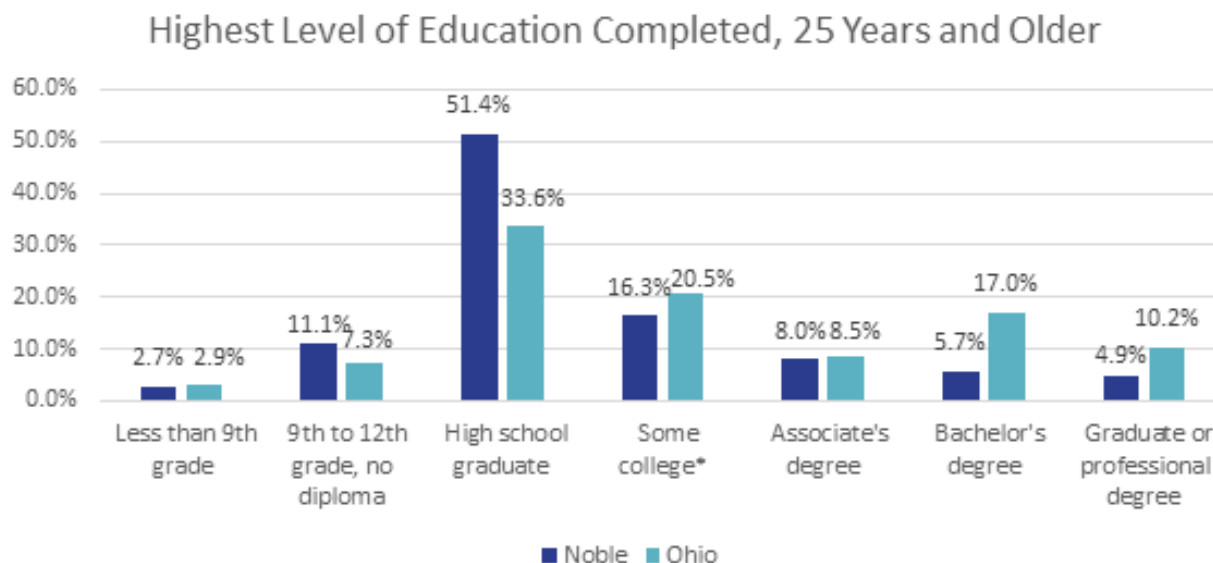
## Let's make sure our recent high school graduates succeed



Source: 2017-2018 Ohio Department of Education School Report Cards, <https://reportcard.education.ohio.gov/>

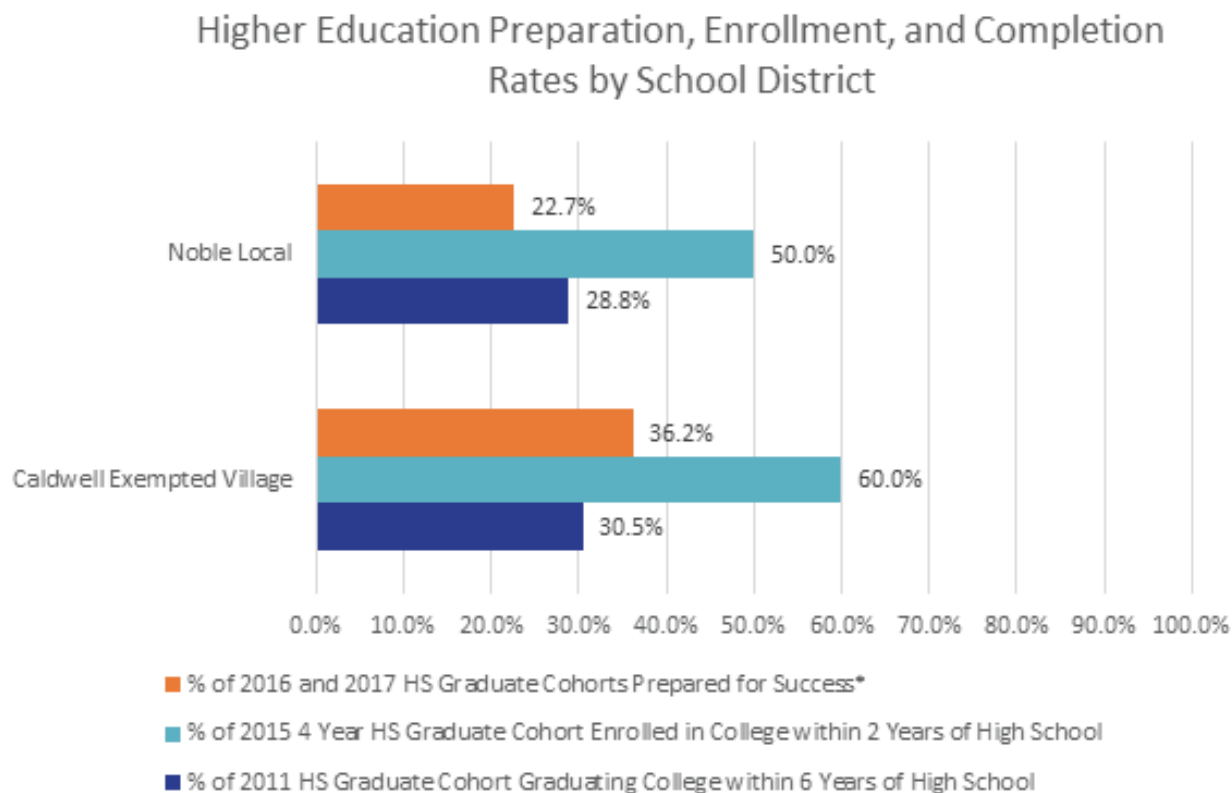
## Noble County: *Where does our community stand?*

More education beyond high school is needed for a strong economy and individual prosperity



Source: 2017 US Census Bureau American Community Survey, 5-year estimate

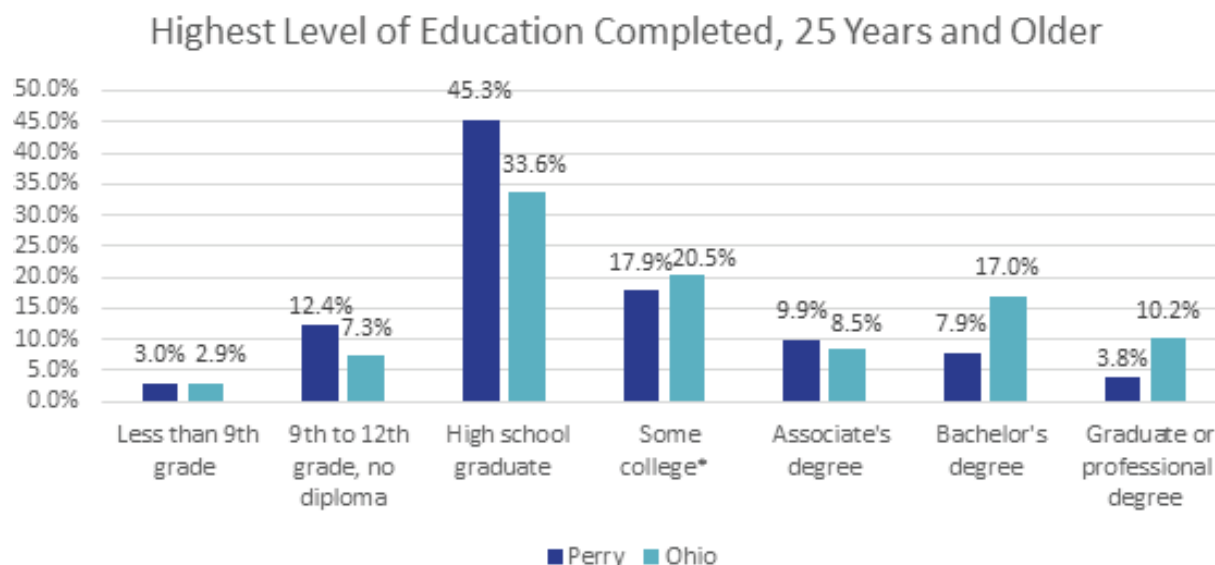
## Let's make sure our recent high school graduates succeed



Source: 2017-2018 Ohio Department of Education School Report Cards, <https://reportcard.education.ohio.gov/>

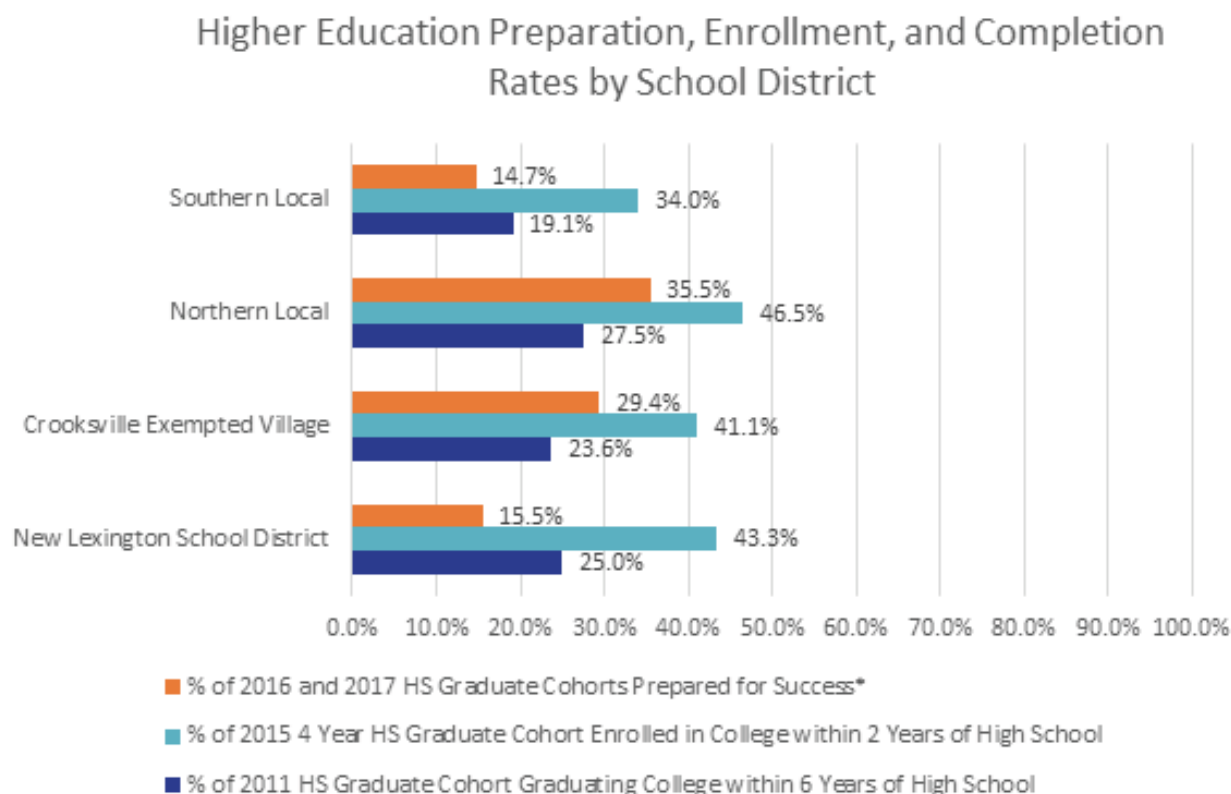
## Perry County: *Where does our community stand?*

More education beyond high school is needed for a strong economy and individual prosperity



Source: 2017 US Census Bureau American Community Survey, 5-year estimate

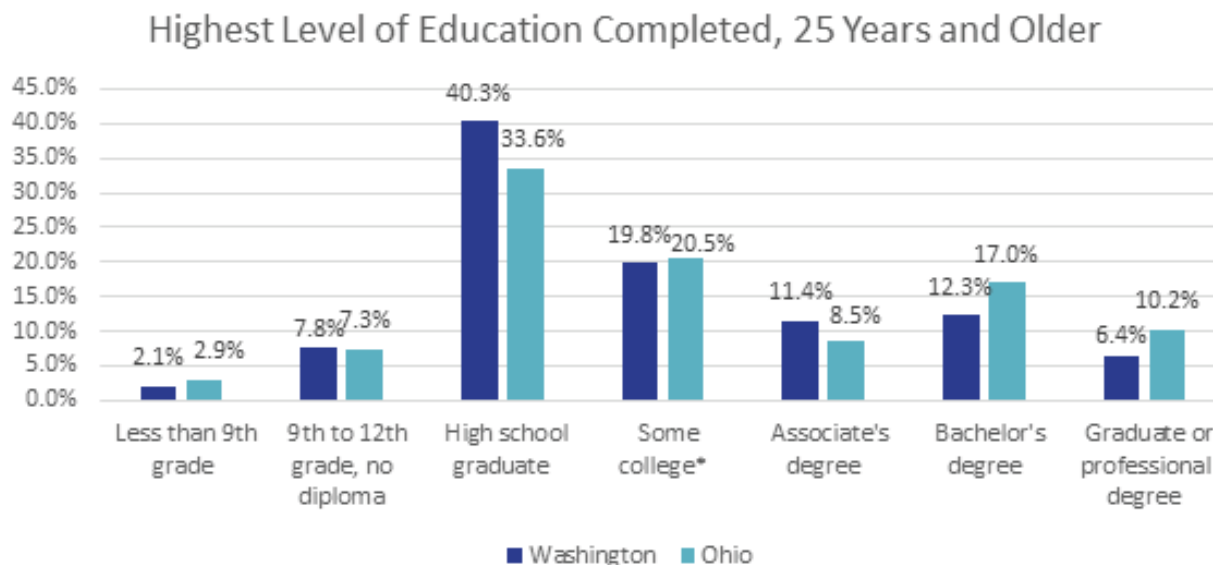
## Let's make sure our recent high school graduates succeed



Source: 2017-2018 Ohio Department of Education School Report Cards, <https://reportcard.education.ohio.gov/>

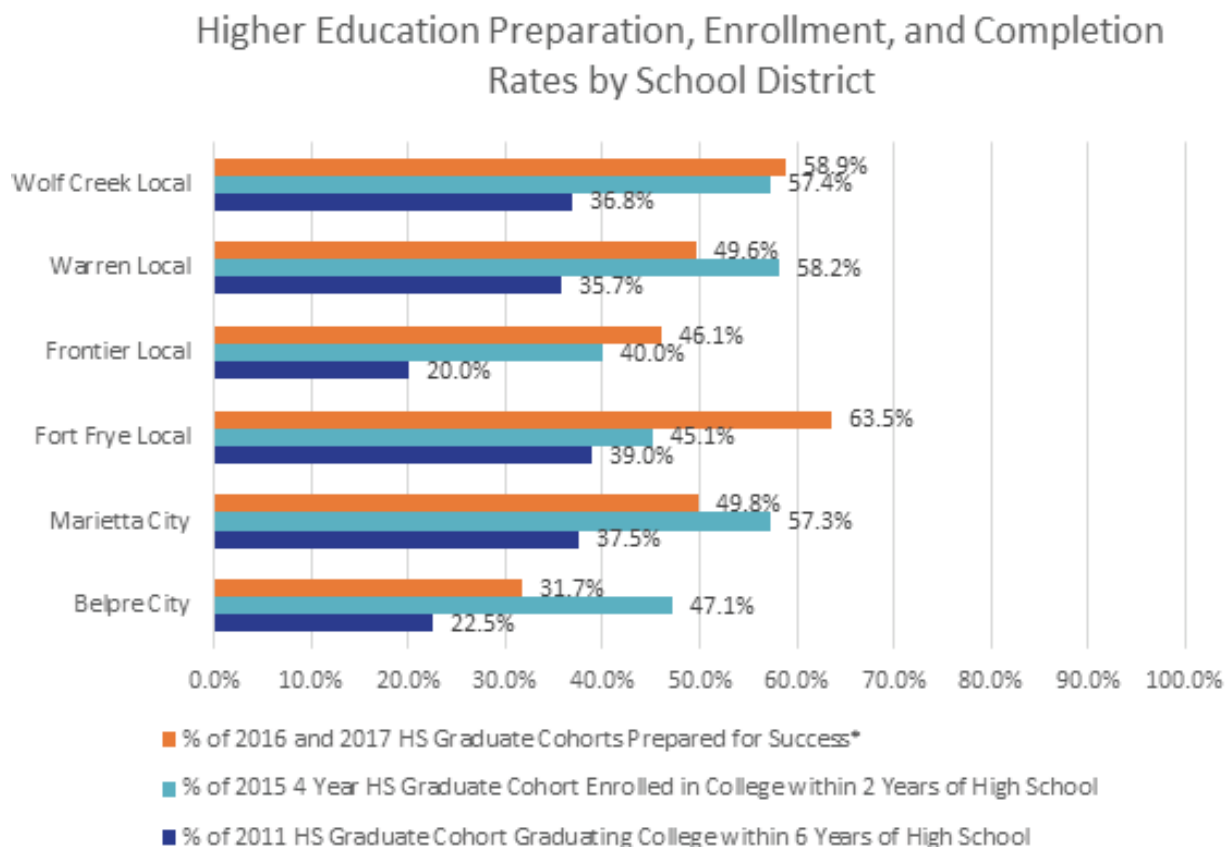
## Washington County: *Where does our community stand?*

More education beyond high school is needed for a strong economy and individual prosperity



Source: 2017 US Census Bureau American Community Survey, 5-year estimate

## Let's make sure our recent high school graduates succeed



Source: 2017-2018 Ohio Department of Education School Report Cards, <https://reportcard.education.ohio.gov/>

## We can't leave adults behind in efforts to increase post-secondary education

	Median Household Income	Adults, 25 years and older who have no more than a high school diploma	Adults, 25 years and older who have some college*
State of Ohio	\$52,407	3,438,897 (43%)	1,612,818 (21%)
Coshocton County	\$43,251	15,977 (63%)	4,035 (16%)
Guernsey County	\$42,744	15,978 (58%)	4,950 (18%)
Hocking County	\$48,073	11,056 (55%)	4,019 (20%)
Monroe County	\$43,299	6,564 (64%)	1,625 (16%)
Morgan County	\$40,276	6,090 (58%)	1,838 (18%)
Muskingum County	\$43,325	31,661 (54%)	11,665 (20%)
Noble County	\$42,171	7,160 (65%)	1,792 (16%)
Perry County	\$46,477	14,775 (61%)	4,350 (18%)
Washington County	\$46,021	21,660 (50%)	8,534 (20%)

Source: 2017 US Census Bureau American Community Survey, 5-year estimate

\*The 'some college' category includes individuals with certificates and industry credentials as well as those who have no credential.

**Every Ohio community must work to close the gaps in education completion not only to meet our goal but also to have a strong workforce and be competitive nationally.**

Several local public higher education opportunities are available in the AOP-20 region.

Local Public Higher Education Opportunities	Success Rate*	Graduation Rate
Central Ohio Technical College, Fall 2014 Cohort (N = 245)	44% (3 Years)	16% (3 Years)
Hocking Technical College, Fall 2014 Cohort (N = 643)	42% (3 Years)	23% (3 Years)
Ohio University - Zanesville, Fall 2014 Cohort (N = 208)	54% (3 Years)	5% (3 Years)
Washington State Community College, Fall 2014 Cohort (N = 152)	34% (3 Years)	18% (3 Years)
Zane State College, Fall 2014 Cohort (N = 332)	59% (3 Years)	39% (3 Years)
Postsecondary Technical Certifications Completed		
Mid-East Career and Technology Centers, 2017		523
Washington County Career Center, 2017		257
Central Ohio Technical College, 2017		36
Hocking Technical College, 2017		270
Ohio University (All Campuses), 2017		3,162
Washington State Community College, 2017		176
Zane State College, 2017		142

Source: Ohio Department of Higher Education.

\*Success rate refers to students who earned a bachelor's degree or who remained enrolled in public higher education.


§2019 A Stronger Nation Report, Lumina Foundation  
<http://strongernation.luminafoundation.org/report/2019/#state/OH>  
 §§2019 A Stronger Nation Report, Lumina Foundation  
<http://strongernation.luminafoundation.org/report/2019/#state/OH>





## Confronting Ohio's Workforce Crisis

Ohio's ability to attract and retain jobs is the key to our economic future and hinges on the educational levels of our citizenry.



### GOAL

By 2025, 65 percent of Ohioans ages 25-64 will have a degree, certificate or other postsecondary credential of value in the workforce.



### What's the Problem?

Ohio has a shortage of qualified workers with the knowledge and skills necessary to fill current job vacancies or meet future workforce needs to fuel and grow a healthier state economy, provide for a more robust tax base and reduce the financial strain on public assistance programs.

According to the Georgetown Center on Education and the Workforce, 64 percent of Ohio jobs in 2020 will require some postsecondary education credentials. Research shows that just 44 percent of working-age adults in Ohio have a postsecondary degree or certificate. Put differently, just 4 out of every 10 Ohioans currently have the skills and credentials needed to fill future jobs.

### What's the Challenge?

Ohio's "gap" between job requirements and jobseeker qualifications has created an urgent need to increase the number and percentage of Ohioans who have a postsecondary degree, certificate or some other postsecondary credential of value in the workforce. We know that a high school degree, while a good foundation, is no longer sufficient for the majority of family-sustaining, well-paying jobs. The majority of those jobs will require some postsecondary credential.

In response, Ohio has established an ambitious "complete to compete" goal: *By 2025, 65 percent of Ohioans ages 25-64 will have a degree, certificate or other postsecondary workforce credential of value in the workforce.*

Boosting enrollment on this scale will require casting a wide net that targets (1) graduating high school seniors; (2) students already pursuing a postsecondary credential, but needing help to complete the work; (3) adults with some postsecondary education but lacking a marketable degree or certificate; and (4) adults who have yet to embark on a postsecondary pathway.

### What's the Desired Outcome?

To meet this goal, Ohio will need to produce more than one million more recent high school graduates and working-age adults with postsecondary certificates or degrees – a large number of whom will come from low- and modest-income families, populations that historically have not widely accessed or benefited from higher education opportunities.